

CHAPTER III PHASES OF A LESSON

P. J. van der Merwe
Gold City (Johannesburg) Teachers College

1. INTRODUCTORY COMMENTS REGARDING THE COURSE OF LESSONS

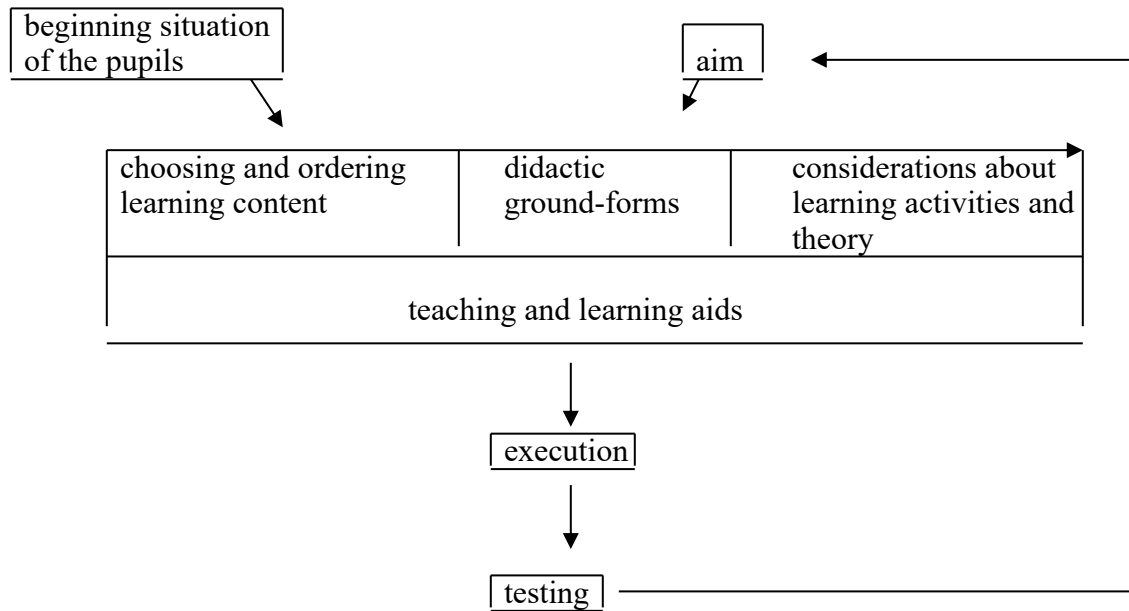
Sonnekus (1975, pp 55-56) says, "the practice of giving a lesson is accomplished, on the one hand, by the course of instructing and, on the other, by the course of learning. By course of instructing is meant the teacher's guidance by means of instructing or unlocking reality. By course of learning is meant a child's self-actualization of his learning initiative as learning potentiality or also opening himself to the content." Related to this is the comment by Oosthuizen (1971, p 28) that, to acquire more certainty (also purposefulness) in instructing, it is important that a teacher be able to give didactically accountable reasons for constructing **each phase** of the lesson. Van der Stoep (1972, p 130) says that the course of a lesson is a matter of the form of a lesson situation. Swart (1977, p 2) says that instructing is a matter of a **relationship** where a particular **way** of relating (by teacher and pupil) is indicated by the course of the lesson.

In summary, a lesson takes its course within a teaching- learning-relationship in terms of a lesson plan designed in accordance with the unique style of the teacher and within a theoretically particularized fundamental (ground) structure or lesson structure.

2. THE PHASES OF THE COURSE OF LESSONS

On close examination, the apparently different opinions about the phases of the course of lessons show certain commonalities. For example, Van Jaarsveld and Rademeyer (1973, pp 154, 160) declare that a history lesson has three phases, i.e., an introduction, presentation and, finally, an application or assimilation. Brunnhuber and Czinczoll (1974, pp 49-50) view the course of a lesson as the disclosure of a "here and now problem in its experiential richness", from which "a problem for investigation is formulated", after which they say, "the child employs the inquiry method and problem solving" related in parallel with the classical methods of the social sciences." From the investigation, a child arrives at "generalizations and their own applications". Finally, the skills are evaluated and applied to new problems.

Schematically, Van Gelder's didactic model is represented as follows:



With reference to the above scheme, Van Gelder et al. (1971) formulate the following lesson sequence:

I Aims

II Beginning situation: level of knowledge; experiential world

III Teaching-learning situation: (a) learning content: choosing and ordering; (b) didactic work forms: learning and teaching aids

IV Procedures for carrying out the lesson

V Determine the results

Van der Stoep and Van Dyk (1977, pp 175-259) distinguish a beginning, a middle and an end phase. They explain further that each phase has its own aims as well as modes of teaching and learning by which the course of the lesson is carried out. Of equal importance is the comment by Swart (1977, pp 1-9) that each phase revolves around the relationship by which it is actualized and is known. With these statements by Van Dyk and Van der Stoep, as well as by Swart, as a point of departure, a closer look is taken of the phases using the following classification:

- (a) The beginning phase
 - (i) Lesson greeting
 - (ii) Actualizing foreknowledge
 - (iii) Stating the problem

- (b) The middle phase
 - (i) Briefly orienting pupils to the context of the subject
 - (ii) Exposing the contents
 - (iii) Controlling insights

- (c) The functionalizing (end) phase
 - (i) Practicing
 - (ii) Applying
 - (iii) Evaluating

3. THE BEGINNING PHASE

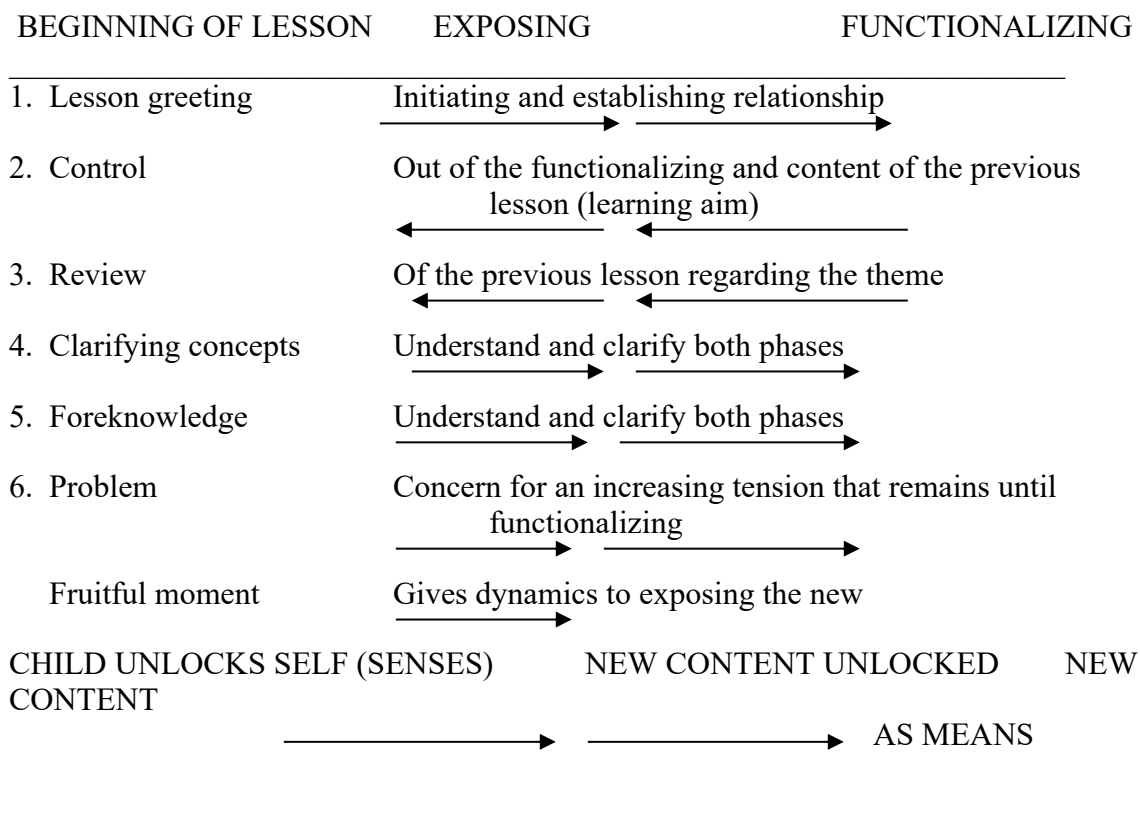
3.1 The relationships among the beginning phase and the other lesson phases

The beginning phase has its inception in a teacher's preparation when he/she plans and designs **all** the phases of the lesson. The beginning phase is a preparatory phase necessary to meaningfully expose the new content in the middle phase and it provides a base of knowledge and factual background for the new contents. It also is important to note that stating the problem indicates what the learning aim is. In addition, stating the problem shows what, from the lesson theme, is relevant and what ought to be evaluated as contents as well as what can be included in the functionalizing phase.

When foreknowledge is actualized in the beginning phase, a child comes to realize that he/she does not yet fully know reality. A teacher **allows his/her foreknowledge to be actualized** out of his/her own **fundamentals** (conceptualizations of reality--see Chapter V re elementals and fundamentals), and this is done in a way that a child will have a desire to participate in this reality. Actualizing foreknowledge, together with formulating a **lesson problem** are at the foundation for a **fruitful moment** when a progression can be made from the beginning phase to exposing the new contents. **Motivating** a child, as a primary aspect of the total aim of the beginning phase lies in the foreknowledge, the stated problem, and the fruitful moment. With these, the possibility is created so that a child will **unlock him/herself** for the new contents. In addition, the effect of the exposition phase (also the middle phase) is determined by the degree to which the new contents are linked up with the actualized foreknowledge and the relevance of the lesson

problem. Thus, the beginning of the lesson provides the conditions for the successful course of the exposition phase.

Although the functionalizing phase is farther removed from the beginning of the lesson, within the total course of the lesson, there is no less interchange between these two phases than there is between the beginning and the exposition phase. The tension which begins to increase with the lesson greeting is eased when a teacher lays out the lesson problem. Yet, considering the problem for the entire theme, as stated in the beginning phase of the lesson, there will be several questions which have remained unanswered during the exposition in previous lessons. Further, a linking up of the functionalizing task with the stated problem is influenced by what has occurred in the beginning of the lesson. The following is a representation of the relationships among the beginning, exposing, and functionalizing phases of a lesson:



3.2 Aspects of the beginning of the lesson

Three distinguishable aspects figure in the beginning phase, i.e., the lesson greeting, actualizing foreknowledge, and stating the problem. These distinctions, especially between foreknowledge and stating the problem, are made to facilitate the explication of this phase. In practice, they move together, and there are continual interactions and "cross-fertilization" among them.

3.2.1 The lesson greeting

The lesson greeting expresses a form of human etiquette and is primarily aimed at establishing a relationship (pathic-affective) and awakening an attunement to the lesson situation. At the foundation of the lesson greeting is a language-dialogue relationship, and it refers to a mutual agreement and consent to establish a relationship. The lesson greeting is also important for an early attribution of meaning in the beginning phase because the greeting is an expression of a readiness for human contact and community between teacher and pupil such that a pupil can throw him/herself open here.

3.2.2 Actualizing foreknowledge

In the beginning phase of a history lesson, e.g., the **control (mastery) of the content of a previous lesson or lessons** plays an important role. This is because a teacher controls (gauges, verifies) selected contents (e.g., concepts, terms, insights into time periods, biographical particulars) with a view to accommodating the pupils' **level of entry** to the new lesson. How a teacher exercises this control is important because, if it is too subject oriented, and if ready knowledge is over-emphasized, the readiness for contact, and the community expressed by the lesson greeting can be thwarted.

Control can occur in a **relationship of language-dialogue** in one of the following ways, all addressed to the pupils recalling what they already know:

- (i) a teacher narrates;
- (ii) the pupils narrate to each other;
- (iii) a teacher questions, and the pupils answer orally or in writing;
- (iv) one pupil questions, and other pupils answer.

Within the **relationship of searching** [for relevant foreknowledge], the pupils can compete on a quiz, and the search can be controlled by a teacher through their playing roles in a play. The general insights considered to be relevant to the new contents can be made available to the pupils again by means of one or more examples (**relationship of demonstration**).

From a class **discussion**, it may be necessary for a teacher to re-plan his/her strategies, eliminate parts of the previous lesson or **revise** the lesson entirely to give the pupils a better understanding of the content. It is especially within the language-dialogue relationship that he/she narrates and asks questions. To link up with the pupils' **experiences** and knowledge of the contents of previous lessons, sometimes it is necessary that a teacher first **clarify** certain new, but relevant **concepts** to form a **knowledge base** on which the new lesson can be built.

It is important to note that lived experiencing **meaning** depends on effectively actualizing foreknowledge. Hence, attributing meaning in a subject matter context is a **condition** for motivating the pupils such that they will open themselves to the new contents. This is the first step in fulfilling the aim of double unlocking, i.e., motivating the pupils.

3.2.3 Stating the problem

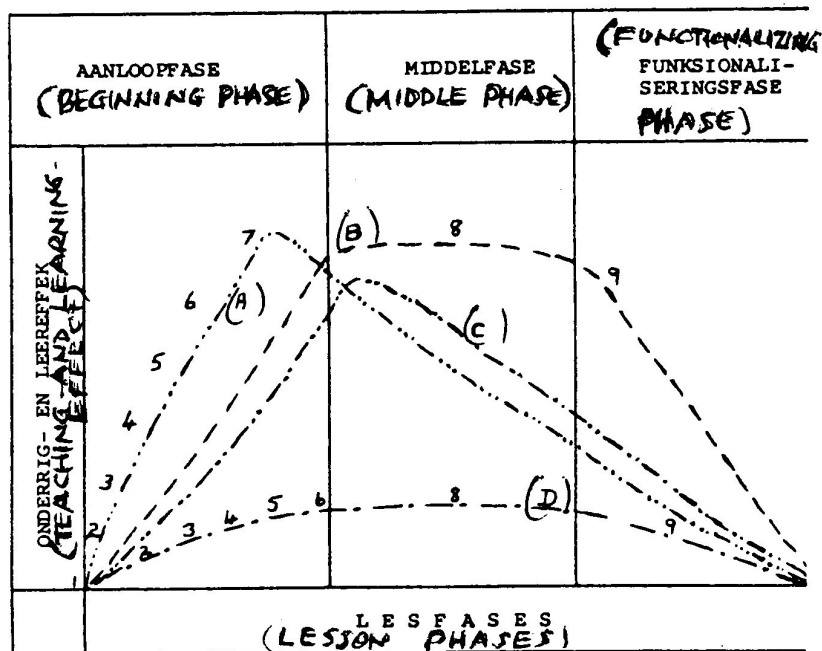
As a primary aim in their lesson model, Brunhuber and Czinczoll (1974, p 49) state: "Children discover a here-and-now problem in its experiential richness" and "out of that they formulate a researchable problem..." Hence, there seems to be two phases were, first a problem must be sought in the pupils' experiential world, which then must be changed to a research or lesson problem.

On the one hand, the increase in motivation must be maintained and strengthened and, on the other hand, the new concepts, skills, and proficiencies must be lived experienced by the pupils. Although differing from lesson to lesson, it is particularly promising to search for a lesson problem from the pupils' current (everyday) events. For example, history refers to what happened to people in the past. A child asks about what the future holds for him/her. From this questioning attitude (problem awareness) which arises regarding the future, an opportunity arises for the pupils to enquire about the present in terms of knowledge and insights from the past. The following example from the Cold War speaks for itself: "When the build-up of military power in Germany (1933-1939) plunged the world into a destructive war, what did the military build-up in Russia forecast for us?"

The apex of the increase in motivation is reached when the questioning attitude creates a **fruitful moment** of problem awareness resulting from an emergent lesson problem and an awareness of incomplete knowledge to which it leads. In this way, a pupil becomes **motivated** and **opens** him/herself to the new contents presented and, if learned, relieve him/her of the tension of not knowing.

SCHEMATIC REPRESENTATION OF THE INFLUENCE OF THE BEGINNING PHASE ON THE TOTAL COURSE OF THE LESSON

Key: (1) lesson greeting; (2) controlling previous lessons; (3) reviewing; (4) clarifying concepts; (5) actualizing foreknowledge; (6) stating the problem; (7) fruitful moment; (8) exposing [presenting]; and (9) functionalizing.



- A - ···-
- B - ---
- C - -·-
- D - - -

Graph A (---·---)

This is a representation of a lesson in which all aspects of the beginning phase are indicated; however, an untimely (early) high point is reached and a meaningful linking up of the known with the new cannot occur. A defective unlocking or presenting of the content is expressed by the sharply descending line which shows a small degree of functionalizing.

Graph B (---)

This shows a successful beginning phase where there is a meaningful linking up of the known with the new and an effective presentation occurs followed by meaningful functionalizing.

Graph C (-·-)

An equally successful beginning phase is depicted; however, the fruitful moment goes unused because the teacher was not thoroughly prepared and had not planned the presentation of the new contents. Exposing and functionalizing show a sharply declining line of tension (motivation).

Graph D (-.-)

This can be described as a failed lesson where there is no knowledge base built into the beginning phase and no fruitful moment can be created. It can be said that the "foundation of this lesson has been abandoned".

3.3 Aspects of the middle phase

3.3.1 Orientation and the fruitful moment

As soon as the relevant foreknowledge is actualized and a child is aware of his/her incomplete knowledge, the new reality is questioningly entered under a teacher's guidance. Then, a brief introductory orientation to the subject content can be given, which establishes a bridge for a child between the known and still unknown. By meaningfully using this fruitful moment, a child is guided to open him/herself to the new reality.

3.3.2 Exposing the new contents

The teaching activity is carried out according to a preplanned strategy. The teaching and learning events are actualized within language-dialogue, demonstration, and/or searching for relationships.

3.3.3 Controlling and actualizing

In planning a lesson, a teacher has already built in certain control points which qualify as guidance such that he/she first makes certain that he/she is not talking over the children's heads, that the contents being presented make sense to them, and that they have acquired a grasp of this new reality.

3.4 The functionalizing phase

3.4.1 Practicing

New concepts, skills, knowledge, and techniques must be practiced. This can occur with the guidance of a teacher, by the cooperative guidance of other pupils, or by the pupil's own efforts.

3.4.2 Applying

After they are practiced, the new concepts, skills, knowledge, and techniques must be applied to a transferable context (a new but related context) to broaden a pupil's grasp of reality in terms of these insights.

3.4.3 Evaluating

Even though not all learning outcomes are measurable, a teacher is still obligated to ascertain whether his/her seemingly effective teaching is evident in the pupils' learning. Furthermore, qualitative, as well as quantitative techniques can be used to indicate where the pupils stand with respect to the new reality (contents) presented. Here, evaluating also means the pupils' eventual self-evaluation and, by implication, guiding and presenting again, if the teaching and learning event has failed in the classroom situation.

3.5 Lesson phases and lesson aspects

Beginning phase

Aspect:	Aim:
Lesson greeting	Establish relationships; early motivation.
Control and review of knowledge	Control already mastered categories of reality and the determining the degree of independence and focus with which this is controlled with the aim of motivation.
Concept clarification	Motivation is a condition for creating a fruitful foundation.
New foreknowledge concerning level	Firm up knowledge base, intensify focus, disclose relationships. Introduce via narrating, showing, searching. entry
Stating problem	Awaken a questioning attitude and problem awareness. Create a fruitful moment.

Middle phase

Fruitful moment	Search for solutions and answers.
Exposition	Lesson content unlocked (presented) by a teacher narrating, showing,

searching. Learner opens him/herself by listening, saying, looking, himself showing and him/herself searching.

Control

A teacher controls new concepts.

Actualizing (spans both the middle and functionalizing phases)

New knowledge and skills firmed up.

Functionalizing phase

Practice

New concepts and knowledge are practiced and new skills are exercised.

Application

New concepts, knowledge and skills are applied.

Evaluation

New concepts, knowledge and skills are evaluated.

4. THE LESSON PHASES AND THE TEACHING AIMS

4.1 Categorical forming as an ultimate aim

The ultimate teaching aim is for a child to acquire new categories of reality. With these categories, as aids (learning aids are aids for living), a child becomes more independent and freer to make responsible choices regarding reality. Acquiring categories is not the same as factual knowledge, but also refers to a modified relationship, which means a level of proficiency regarding human relationships must be attained.

To acquire new categories of reality, first, a child must be **motivated** in such a way that he/she opens him/herself to the reality (contents) being presented. Categorical forming can only occur if a double unlocking occurs in the middle phase of the lesson, where a teacher unlocks (presents) contents [reduced to elementals] and a child unlocks (opens) him/herself to them, and the contents are accepted by him/her as categories of reality.

A pupil throwing him/herself open to the new contents is not automatic but **first** requires that he/she be motivated to do so in terms of actualizing foreknowledge and stating the problem. This can be achieved by first giving meaning to the contents by linking them up with the known and, **second**, by evoking a problem awareness which contributes jointly to creating a fruitful moment, as a foundation for unlocking (presenting) the contents in the middle phase.

4.2 The aims in the beginning phase

4.2.1 The lesson greeting as aim

Teaching is a matter of relationship. With the lesson greeting, a teacher takes the **initiative** to establish a **relationship**, and this takes the form of an invitation or request. The pupils' response points to an act of mutual agreement to create a relationship, and to show a disposition which refers to the earlier **motivation** of the pupils.

The lesson greeting is known for its simple form of speech, and sometimes linguistically incomplete sentences. The most general form is a **greeting** such as, Good morning; Good day; Hello, Yes, Hm, etc.--such as in "Good morning class/boys/girls". The **order** is also a general form of its appearance, such as give, sit, stand, move, quiet, etc. For example, "Turn in your completed assignments", or "Sit down and get your book out". The latter is closely related to the **wish**, as a lesson greeting, such as quickly, please, etc. as in, "Let us quickly see what you remember". The **predicate** is another form of greeting, such as beautiful, weak, excellent, for shame, as in, "Beautiful, this is nice to look at." Often the **question** is incomplete and inexact, "Why now?" The **warning** is encountered as a greeting in the form of no, don't, stop, mind, as in "No, stop talking".

The lesson greeting is actualized in a talking relationship, but, as seen from the above examples, it is not an authentic language dialogue, but rather a language monologue relationship.

4.2.2 Actualizing foreknowledge as aim

By gauging (controlling) the level, skills, and knowledge from previous lessons, a teacher and pupils purposefully look back (from the learning aim) to the unlocked reality and enquire about the pupils' new categories and independence. On the other hand, this gauging (controlling) aims at intensifying and deepening the already established relationship and **motivating** the pupils by linking up with what they **know**. From this gauging, it may become necessary for a teacher, once again, to consider the pupils' understanding because it can be difficult to motivate them if there are certain obscurities stemming from previous lessons.

By a teacher reducing the content, and from his/her revised plan for the class, the **entry level** is entered, and foreknowledge can be available for introducing the new contents. A change of strategy, however, might result in certain foreknowledge being omitted or others added to link up with the results of the control and review.

Although actualizing foreknowledge can occur **simultaneously** with unlocking the new contents, with an appeal by the contents themselves, usually actualizing foreknowledge occurs within one of the following relationships:

(i) an introductory **conversational** relationship where a teacher narrates (characteristic of the beginning of a lesson);

(ii) a **demonstration** relationship where an example is used to actualize foreknowledge (the intention to learn); and

(iii) a searching relationship where, in **playful** ways, a teacher guides the pupils in actualizing their foreknowledge (characteristic of the beginning of a lesson).

A first aim within these relationships is a cognitive attunement and readiness (learning intention), and a second is a search for meaningful connections between the known and the new contents so the new theme is lived experienced and accepted as meaningful. The pupils can be motivated regarding the new reality (content) within a fruitful knowledge foundation which is actualized for the content.

4.2.2.1 Actualizing forms of teaching and modes of learning within a language-dialogue (CONVERSATION) relationship

By means of the **question-and-answer** mode, the pupils' already existing foreknowledge can be gauged (controlled) and reviewed. The teacher **talks** → questions and the pupils **hear** → **listen** → **think** → **remember** → **talk** → **say-write**. For example, during the presentation of a lesson on the work done by Jan van Riebeeck on the Cape, the orders to Van Riebeeck from the Lords XVII dealt with in a previous lesson(s) will be important foreknowledge. Teacher: "What does Jan van Riebeeck have to do on the Cape?" Pupils: "He must build a fort and establish a refreshment (refueling) station".

Should it now become clear from the pupils' answers that the meaning of the concepts **fort, refreshment station, Southern point**, etc. are not effectively controlled, a teacher ought to clarify these concepts by giving them meaning in terms of what the pupils should know. Teacher: "Why is a fort built?" Pupil: "To take shelter during danger." Teacher: "Who has seen a fort?" "Where?" "What was van Riebeeck's fort like?" etc. Learning aids can have a significant effect on actualizing foreknowledge. With the above example, the following learning aids are suggested: a map of the Cape Peninsula, a model of van Riebeeck's fort, prints and photos of other forts, scenes of the Cape during the early years, etc.

On this foundation of the pupils' knowledge, the teacher can actualize additional foreknowledge with the aim of increasing **motivation** and **attributing meaning** (to the new content) in terms of the foreknowledge. Now the teacher can provide a **historical introduction** by **narrating** (talking-saying) and by the pupils **listening** (hearing-listening). "Imagine what the Cape was like when Jan van Riebeeck set foot on the beach at Table Bay on 6 April 1652 ... etc."

4.2.2.2 Actualizing forms of teaching and modes of learning within a DEMONSTRATION relationship

The teacher uses examples and skills (operations) which give the pupils the opportunity to **act together** and eventually to **act independently**. Operationally, actualizing progresses by the teacher **showing** → **saying** → **demonstrating** and by the pupils **looking** → **seeing** → **recognizing** → **remembering** → **speaking** → **saying** when the above-mentioned knowledge and experience of the pupils are gauged. A document

containing all the orders from the Lords XVII to Van Riebeeck is used **to show** the two most important orders, namely, to build a fort and a refreshment post. Then the pupils should be given the opportunity to **themselves** compile a list of orders, **draw them up** as an agreement and give a report on carrying them out.

The clarification of concepts such as fort and refreshment post can occur by means of multiple-choice items where the pupils must **identify** and **indicate** the correct meaning by **saying** or **writing** the answer. For example, "A fort means: (1) a carriage; (2) a storeroom for supplies; (3) a place of safety and protection".

In the demonstration relationship, the teacher **introduces examples** in **planned** ways, such as a model of the fort Van Riebeeck had built, by reconstructing and **displaying** a representation of the Supply Company used by Van Riebeeck to build the fort, etc.

4.2.2.3 Actualizing within a searching (PLAY) relationship

Controlling (gauging) and reviewing the pupils' experiences and knowledge are done **playfully** in a searching relationship. The teacher can **initiate a competition** among the pupils in the form of a **quiz** about Van Riebeeck's arrival, and the orders given him about the fort, the remains of his almond fence, etc. Clarifying concepts can occur in the same way and especially by using **observable objects** (festive dances, drama, pictures, etc.), the searching relationship can have a significant effect on actualizing foreknowledge.

A short film on the Cape in Van Riebeeck's time should provide a lot of material that can be enacted by the pupils with **casting** by the teacher. For example, one pupil is Jan van Riebeeck, another is Maria and a third is the gardener who picked the first fruit from the Company Garden and gave it to Maria. Similarly, research on the fort can be introduced and points of focus can be sought.

4.2.3 Stating the problem as aim

Helman (1967, p 178) says that the fruitful moment is that point in a lesson when the pupil is ready (open) to learn and thus is interested, and this offers the best possibilities for actualizing content of an inner formative nature.

The deepening relationship with the problem, that has its origin in the lesson greeting, reaches its high point in the fruitful moment when an awareness of a problem arises. Paralleling this is the course of the pupil's motivation, as indicated in the above statement by Hehlman. The intensification of the pupil's motivation is seen in his **willingness to learn** in the fruitful moment when the teacher and pupil together want to solve the lesson problem in accordance with the new content, while the teacher unlocks the new content, and the pupil opens him/herself to it and lived experiences it as a new category of reality. Usually, a third aspect is paired with this, i.e., the independent discovery of categories in the functionalizing phase of the lesson.

4.2.3.1 Making the pupil aware of and eventually personally formulating the problem within a discussion (language-dialogue relationship--conversation)

In a language-dialogue relationship, foreknowledge is actualized by the variations of conversation (dialogue) such as a class discussion, questions-and-answers, narrations. By meaningfully linking up with the actualized foreknowledge, the pupil gradually becomes aware of his/her deficiencies regarding certain aspects of the theme. This awareness of a lack, considering the awareness of the lesson problem, has the effect that the pupil will open him/herself and begin to ask about events and obscurities. As mentioned, the aim of stating the problem is to bring the problem to awareness which then gives rise to stating it as a question (statement of the problem) and provides the teacher with the opportunity, in the form of a **fruitful moment**, to unlock the content.

An example of how a lesson problem can be formulated follows: "How would you go about executing the orders from the Lords XVII if you were Van Riebeeck?" And the pupil asks him/herself, "Where should I begin?" "What should I use?", etc.

4.2.3.2 Making aware of and eventually personally formulating the problem within a demonstration relationship (Example)

The teacher plans formulating and demonstrating a lesson problem by using examples contained within the **theme**. In this connection, reference can be made to the theme "**movements of settlement and colonization**". It is expected that the pupil will put Van Riebeeck's arrival on the Cape in 1652 in the context of this theme by giving meaning to it from everyday life.

4.2.3.3 Making aware of and eventually personally formulating the problem within a searching relationship (play)

The teacher enters a searching relationship as an organizer and initiator of a **search**. The pupils participate in this lesson relationship by **searching**. If **competing** is emphasized, as a rule the problem lies within the competition itself. In the case of **adventuring** (e.g., a field trip), hopefully the problem is in the **perception** and **recognition** of focal points which can disclose the unknown. During **dramatizing** or improvising, the casting (by the teacher) and performing roles (by the pupils) amount to presenting the problem for which the pupils must **search** for solutions.

4.3 The new contents as aim: the middle and functionalizing phases

Weniger (1960 p 63) says that teaching does not have to do with a lesson to learn, but with a life to live. Thus, it is not primarily concerned with mastering lesson content but with mastering **formative** content. Hence, content from historical reality is selected by the teacher precisely because it is fundamental to him/her and relevant to the child.

In the beginning phase, foreknowledge is given meaning within the child's unique frame of reference such that the new lesson content is lived experienced as meaningful and is elevated to formative content by the aim of categorical forming. In categorical forming, which occurs within the operation of double unlocking (of the content by the teacher and by the pupil him/herself), the implication is that subject content (e.g., history), is accepted by him/her as life content in terms of the teacher's representation which appeals to

him/her as meaningfully relevant and to which he/she answers by opening him/herself to this content as life content.

In summary, first, there is a subject or content aim to be attained. Second, changed relationships are striven for which not only refer to the subject matter, but especially point to personality changes regarding the pupil's horizontal and vertical relationships. Third, forming is actualized as an elevation in level of the pupil's involvement with reality (abilities, proficiencies, skills, and techniques).

5. REFERENCES

Brunnhuber, P., Czinczoll, B. (1974). **Lernen durch entdecken**. Donauworth: Ludwig Aner.

Hehlman, W. (1967). **Worterbuch der paedagogik**. Stuttgart: Kroner Verlag.

Oosthuizen, W. L. (1971). **Die plek en betekenis van leerstofreduksie in die ontwerp van die wiskundeles**. Unpublished M. Ed. thesis, University of Pretoria.

Sonnekus, M. C. H. (1975). **Onderwyser, les en kind**. Stellenbosch: University Publishers and Booksellers.

Swart, A. (1977). **Die plek van die onderrigswyses**. Lecture given before the Work Community for the Advancement of Pedagogy as a Science. University of Pretoria, June.

Van der Stoep, F. (1972). **Didaskein**. Johannesburg: McGraw-Hill. **English translation:** georgeyonge.net

Van der Stoep, F. and Van Dyk, C. J. (1977). **Inleiding tot die vakdidaktiek**. Johannesburg: Perskor.

Van Gelder, L., Peters, J. J., Oudkerk Pool, Th., Sexma, J. (1971). **Didactische analyse**. Reader 1 (Second edition). Groningen: Wolters-Noordhoff.

Van Gelder, L., Van der Velde, I. (1968). **Kind-School-Samenleving**. Groningen: Wolters-Noordhoff.

Van Jaarsveld, F. A., Rademeyer, J. I. (1973). **Teorie en metodiek vir Geskiedenisonderrig**. Third edition. Johannesburg: Perskor.

Weniger, E. (1960). Didaktik als Bildungslehre, Teil I. in **Theorie der Bildungsinhalte und des Lehrplans**. Weinheim: Julius Betz.